


# Glenbrook School Calf Club

## Information & Rules for

### Lambs & Goats



## **Lambs & Goat~ Information & Rules**

- ◆ Congratulations on choosing to raise a Lamb or Goat for Calf Club Day! Our school rules follow those set out by Waiuku Combined Schools Calf Club Association (the organisation that runs Group Day). Leading, Calling and Rearing/Child Effort competition is split into Senior and Junior competitors.
  - \* **Senior** ~ children 10 years and over on 1 October 2024
  - \* **Junior** ~ children under 10 years on 1 October 2024Goats and lambs each have a separate competition. Early and Late animals will be judged separately at our school Calf Club day if there are sufficient entry numbers.
- ◆ Please ensure you complete the entry form in full, including the breeding of your lamb or goat.
- ◆ To be eligible for Group Day competition, the animal must have won a 1<sup>st</sup>, 2<sup>nd</sup>, or 3<sup>rd</sup> at the Glenbrook school competition. Group Day is comprised of entries from all the schools in the Waiuku area, and is held on the second Thursday of Term 4 each year. No pets are eligible for Group Day competition – only calves, lambs and goats.
- ◆ No parents will be allowed in the lamb or goat rings while judging is taking place.
- ◆ We hope you all have fun rearing and getting to know your animals. Don't forget to name them early so they get used to their name.
- ◆ If you have any queries, please don't hesitate to email the Calf Club Committee: [calfclub@glenbrook.school.nz](mailto:calfclub@glenbrook.school.nz)

**Enjoy your animal and best of luck to all competitors!**

### **Early or Late Lambs/Goats**

- Early lambs/goats are born between 1st July and 31st July.
- Late lambs/goats are born between 1st August and 31st August.

The date of birth must be recorded. It also helps if the animal's breed characteristics (i.e. parentage) are known. This information should be recorded on the entry form.

### **Rearing**

- The judge will look at the general appearance of the lamb or goat and will look for lice etc. The lamb or goat must not be clipped and the main fleece is not to be bloomed, dipped, washed or brushed. Judging is done on the natural condition of the animal.
- Face, ears, feet and rear ends may be cleaned.
- Lambs should be castrated, and their tails docked (see note below re exceptions to docking) at around two to three weeks of age. There is less stress on the animal at this age. Ask the breeder about this.
- Ram lambs and Billy goats must be wethered or fully castrated at least 6 weeks prior to Group Day (if castrated a vet certificate **MUST** be presented to the Group Day secretary showing date of castration). Any animal deemed not to be abiding by this rule would be disqualified.

***Note: All lambs tails must be docked except Gotland, Dorper (black and white), East Friesian, Wiltshire, Finn and other purebred exotic breeds on application to the committee.***

## **Feeding**

For the first 24 hours your lamb or goat needs colostrum milk from its mother if possible. Young lambs and goats need small feeds, little and often. It is important not to over feed at this stage. Feed on whole milk or Anlamb.

All lambs must be hand reared by the child entering, using cafeteria, bucket or bottle from approximately four days of age.

For quantities refer to the instructions on the milk powder bag.

If your animal is unable to have mothers milk for the first 24 hours use the following replacement colostrum recipe. This is to be fed to the animal for the first 48 hours and feeding can then be transferred to whole milk or Anlamb.

800ml blue top milk

1 beaten egg

1 tsp cod liver oil

1 dsp sugar

Heat 150ml at a time and keep the rest refrigerated.

Your animal will need to have grass and fresh water available at all times. Shelter from the weather also needs to be provided. Goats will feel the cold more than sheep. Lambs and goats need to be vaccinated at approximately six weeks old. Your local vet can help you with this.

## **Calling**


This should start at the earliest possible age with the child feeding the animal and talking to it, so that it can associate the child's voice, touch and smell with the food given.

On Calf Club Day the child will lead the lamb or goat to the steward. The lead is unclipped and the child takes it with them. The steward will hold the animal while the child crosses the ring. The child stands and calls the lamb or goat. When it comes to the child, the child must talk to it, but not touch it, turn and walk about three metres with the animal following. At this point the child clips the lead on and leaves the ring.

## **Leading**

Leading should start at an early age (approximately 3-4 weeks), but only when your animal has confidence in you. Use a collar with a lead clipped to it. Children will be expected to hold the lead in the right hand not less than 200mm and not more than 350mm from the lamb or goat. The lamb or goat must walk with the animal's shoulder alongside the right leg of the child leading and the slack of the rope held in the left hand. The lamb or goat is not to be dragged or walked in front of. If the lamb or goat stops it should be started off again without any force being applied.

When your lamb or goat will walk beside you at a good pace in a straight line, it is time to try leading it around obstacles and over posts or timber. Be patient, your animal will learn quickly.





The minimum size of the animal rings is 15m x 15m.

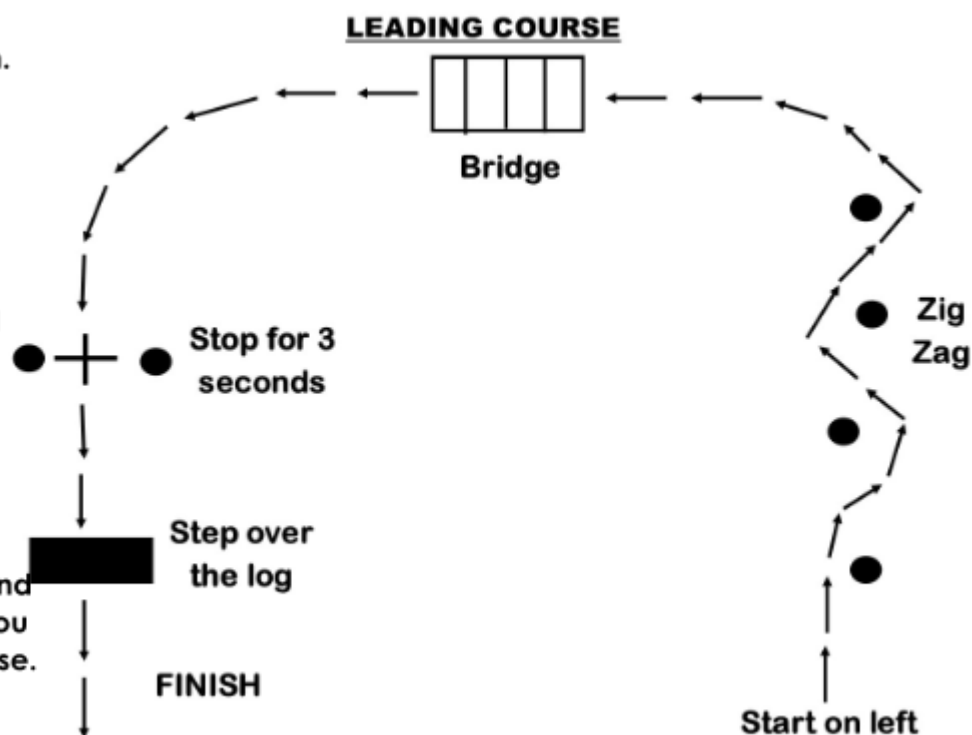
The bridge is generally made from rough sawn timber.

Remember to start on the left of the first marker and follow the course as indicated here.

The steward will let you know when to start.

The judge will move around the inside of the ring as you progress around the course.

Don't forget the compulsory 3-5 second stop.



### The following activities will be penalised:

• Releasing the grip with the right hand	• Touching the animal during leading
• Slapping the animal by the child	• Slapping the animal with the back of the lead
• Jerking the lead	• Pushing the animal with the child's body

### Hints to be observed:

- See that the lead is not too tight
- Keep the animal moving at a reasonable pace, but walk at the same pace as the animal
- Stand beside the shoulder of the animal at all times.
- Please take note of the course layout. If you are able to set up a replica course to practise on, it should make leading on the day easier.

### Reminders for Calf Club Day

• Main fleece must not be washed or brushed	• Face, ears, feet and bottom may be cleaned
• Lambs must be docked (except listed purebred exotic breeds)	• Lamb/goat must lead freely and not be dragged
• Lead your lamb/goat from the left side (your right side)	• Lambs/goats must not be brushed unless necessary to remove dirt
• No poster is required for lambs/goats	