


Glenbrook School Calf Club

Information & Rules for Pets & Horses



Pet Entries ~ Information & Rules

The pet section is divided into three categories:

- Dogs
- Small Furrries (guinea pigs, rabbits, mice etc)
- Horses
- Categories may be split in to Junior and Senior categories, depending on the number of entries.
- **Senior** ~ children from Kereru & Haast Teams (Yr 5—8)
- **Junior** ~ children from Piwakawaka & Tui Teams (Yr 1-4)
- There are two areas of the competition:
- Poster – out of 50 marks.
- Child Effort – out of 50 marks

NB: One pet, One child. Pets can not be “shared”

Poster

The poster should show:

<ul style="list-style-type: none">• Feeding	<ul style="list-style-type: none">• Housing	<ul style="list-style-type: none">• Grooming
<ul style="list-style-type: none">• Handling	<ul style="list-style-type: none">• Importance of cleanliness	

You will also be required to write a short story about your pet (see sample layout poster attached).

The posters will be judged prior to Calf Club Day and the entries will therefore need to be in before the day. Date will be confirmed in the school newsletter ~ usually the Monday before Calf Club Day.

The poster must be done on A2 or smaller card. You can either use card supplied by the school, or purchase your own. **Posters larger than A2 or scale models will not be judged.**

The poster represents 50% of your overall mark, so it is essential that you complete one. Posters that have been done by hand rather than on a computer will gain more points; as will hand drawn pictures of your pet rather than a photograph. Posters should be 100% child effort. Please write your name & age on the back of your poster.

Child Effort

This is judged on the day. The judge will look at the animal's condition and talk to the child to see how well they understand and relate to their pet.

Small Furrries

- Must be in carry cages (not a box).
- They will be housed in a tent for display and judging.
- Pets must not be taken out of their cages.
- You may decorate your cage if you wish – these will also be judged

Dogs

- All dogs must be on a leash and must be able to be handled by the child.
- Bring a secure peg to put into the ground to tie your dog to and a bowl of water
- Do not take your dog around the other animal rings as it may frighten some of the other animals



- Dogs will be in a special area and must stay in this area. No dogs are allowed near any animal, food or game areas.
 - Bring plastic bags and clean up your dog droppings
 - Parents must accompany their child and dog
 - No parents will be allowed in the dog ring while judging is taking place
- All dogs will be required to walk a short course on a lead. Practise before calf club so your child is confident to do this, by themselves, on the day.

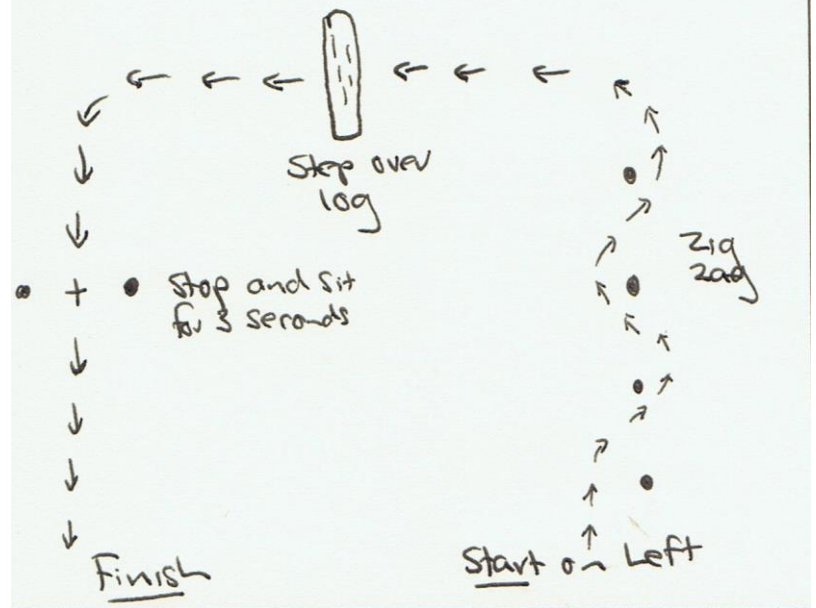
LEADING COURSE

The minimum size of the animal rings is 15m x 15m. Dog ring may be smaller. Remember to start on the left of the first marker and follow the course as indicated here.

The steward will let you know when to start.

The judge will move around the inside of the ring as you progress around the course.

Don't forget the compulsory 3 second stop.



Horses

This year with Glenbrook School celebrating their 80th year, we want to offer the horse entrants the opportunity to lead their horse around a set course.

As usual children will be expected to demonstrate how they lead their horse/pony and talk to the judge about how they care for their animals.

- Horses / ponies **MUST** not be ridden
- Children must wear a safety approved helmet, boots / gumboots
- Horses / pony must have an adult present at all times except when being judged in the ring. FOR SAFETY REASONS 5 & 6 year old entrants **must** have an adult safety person in the ring
- Horses / pony must **NOT** leave their designated area
- Plaiting is not required, however if a child can plait, they may
- Please pick up all horse hay and manure and take home.

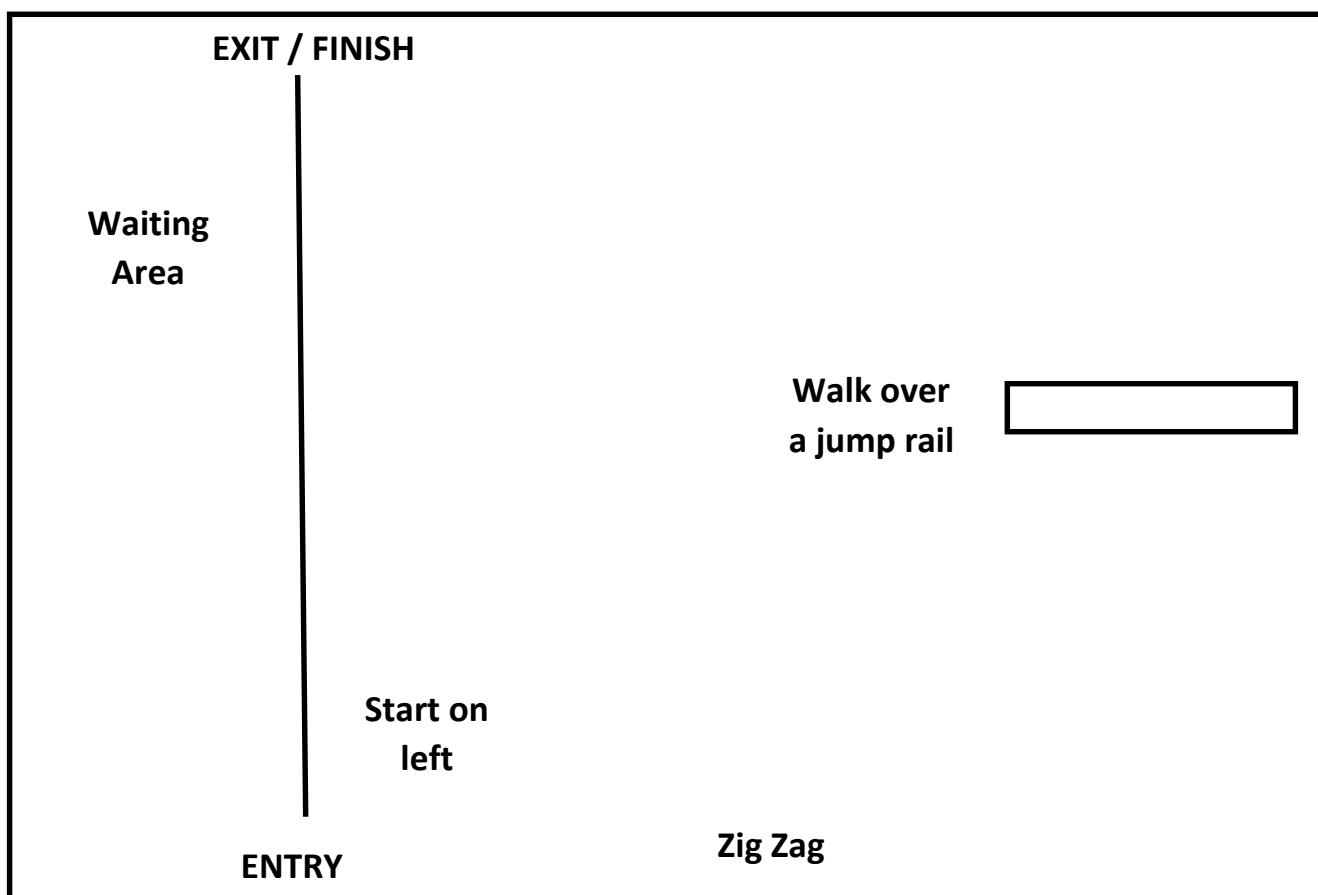
Judges Criteria

- Childs knowledge of caring for the horse / pony (age appropriate)
- Leading ~ obedience of the horse / pony and the connection with the child handler.
- Grooming ~ overall health and condition of the horse / pony

The following activities will be penalised:

- Releasing the grip with the right hand
- Touching the animal during leading
- Slapping the animal by the child
- Jerking the lead
- Slapping the animal with the back of the lead
- Pushing the animal with the child's body

**Halt 3 seconds
reign back 3 steps**



- The minimum size of the ring will be 20 x 20m
- There will be a jumprail
- Remember to start on the left hand side of the 1st marker and follow the course as indicated above
- The steward will let you know when to start
- The judge will move around the ring as you progress around the course
- Don't forget it's compulsory to halt for 3 seconds and reign back for 3 steps